

sMS-200



User Guide

sMS-200

sMS-200
sMS-200


- Roon Ready : Roon Server, Tidal, LMS(Logitech Media Server), USB Tidal, Qobuz, Internet Radio
- Squeezelite : MPD, DLNA audio renderer, MPD DLNA server, DLNA server, DLNA control point PC, NAS, DLNA
- MPD : USB
- HQPlayer : [HQPlayer Desktop](#)

How to use


1. sMS-200 USB
2. sMS-200 Ethernet LAN
3.
 - Roon Ready : Roon Server가
 - SqueezeLite MPD: USB sMS-200 USB 2.0 Network music folder Eunhasu Library config
 - DLNA : DLNA control point sMS-200 DLNA server
4. (9V/2A) (mBPS-d2s)

- POWER IN
- 5. 30 SMS-200 [http://eunhasu/](http://eunhasu.com)
 - 6. SMS-200 IP SMS-200 Web GUI Eunhasu
 - 7. iOS <http://eunhasu.local/> Eunhasu
 - 8. Eunhasu
 - 9. 'Start' 가 10 'ACTIVE'가
 - 10. config USB 'Stop'
 - 11. controller Start System setup System power off


Roon ready



Squeezelite



HQplayer



From:

<https://www.wiki.sotm-audio.com/> - **SOtM docs**

Permanent link:

https://www.wiki.sotm-audio.com/doku.php?id=ko:sms-200_user_guide&rev=1474430478

Last update: **2016/09/21 00:01**

