

- Web GUI
  - Easy system configuration
  - Selectable music player applications
  - Selectable and configurable USB audio devices
  - Network share folder and USB storage device setting
- Roon Ready
- DLNA audio renderer, OpenHome support
- MPD(Music Player Daemon)
- LMS(Logitech Media Server)
- Squeezelite
- HQPlayer Network Audio Adapter
- Shairport
- Multi-zone network playback

# Eunhasu Web GUI

## Eunhasu Web GUI

PC <http://eunhasu> . Apple  
<http://eunhasu.local> .  
<http://sotm-audio.com/my> 가 .  
<http://sotm-audio.com/my> IPv4 .  
 SMS-200 SMS-1000 IP IP  
<http://xxx.xxx.xxx.xxx> . IP ,  
 Eunhasu Web GUI



Web GUI

( )



## Roon Ready

Roon Ready    Roon Server

Roon Ready

## SqueezeLite

SqueezeLite    Logitech Media Server

Tidal, Qobuz, internet radio

sMS-200

sMS-1000    Logitech Media Server

, , Logitech Media Server , ,

SqueezeLite

## MPD & DLNA

MPD    USB

. DLNA    MPD(Music Player Daemon)    DLNA    (DLNA server), DLNA    (DLNA control point)    DLNA    (DLNA audio Renderer)    . PC, NAS,

DLNA

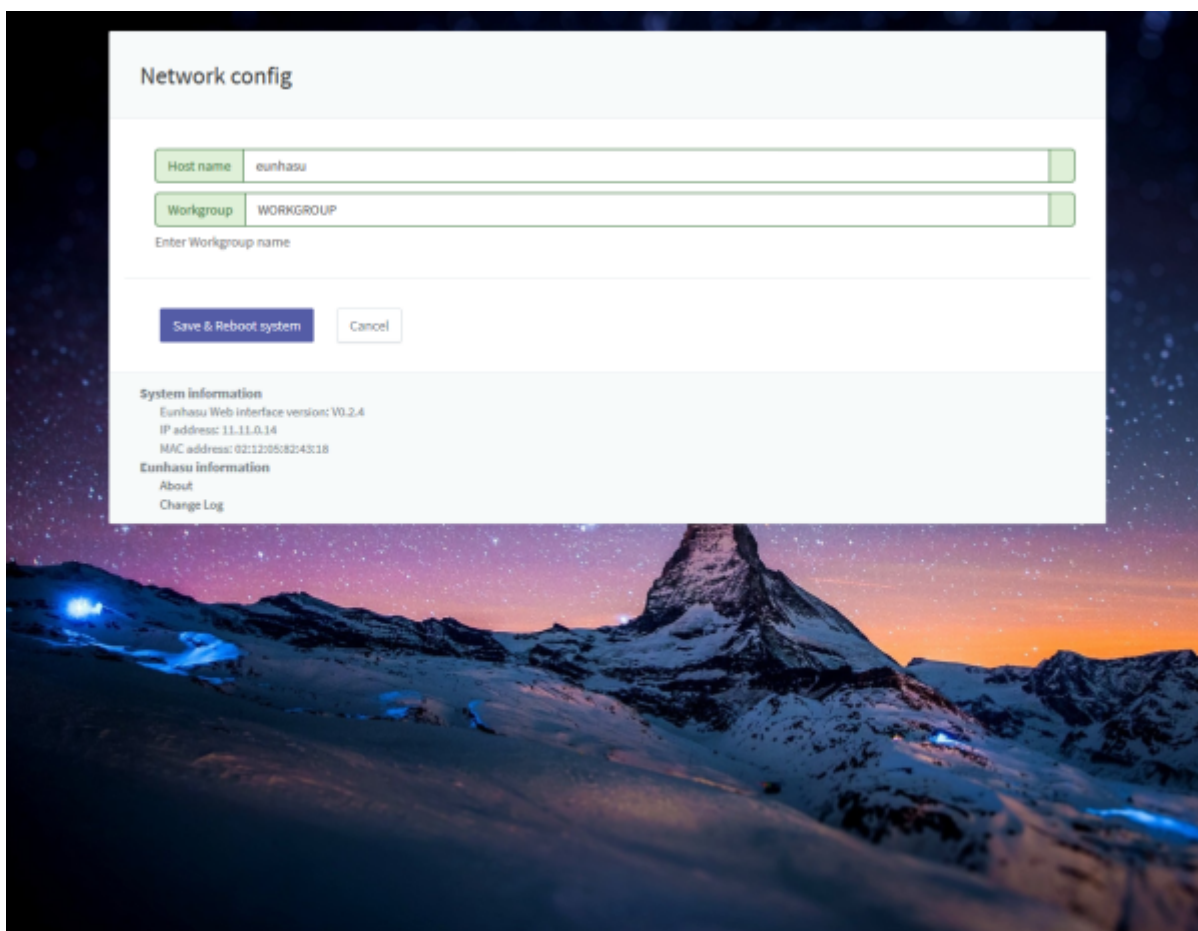
MPD & DLNA

## HQPlayer NAA

HQPlayer NAA    HQPlayer    DAC

## Shairport

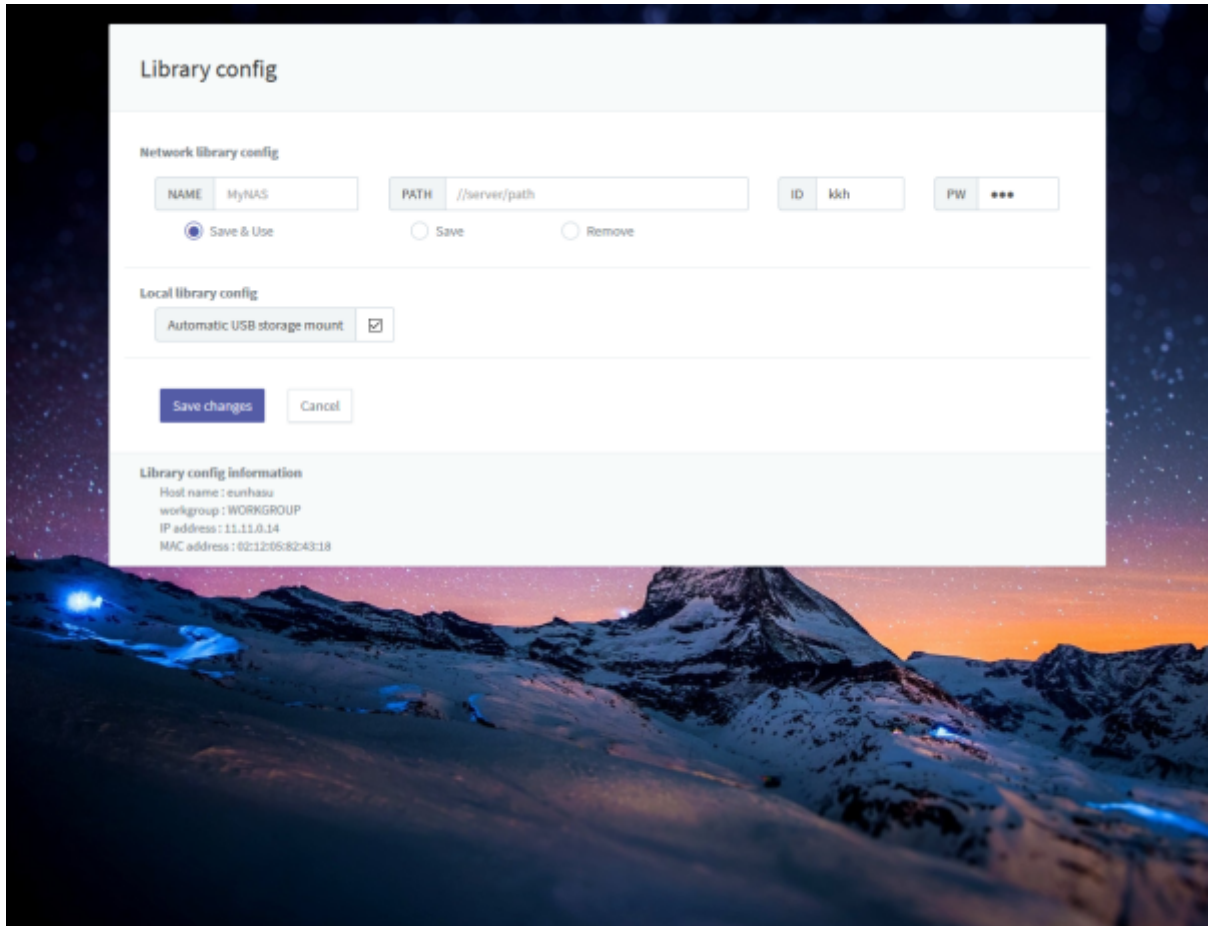
Apple    AirPlay    . Apple



- Host name: sms-200  
Host name
- Workgroup: "WORKGROUP"

- Save & Reboot system:
- Cancel:


### USB




- NAME: Logitech Media Server MPD
- PATH:

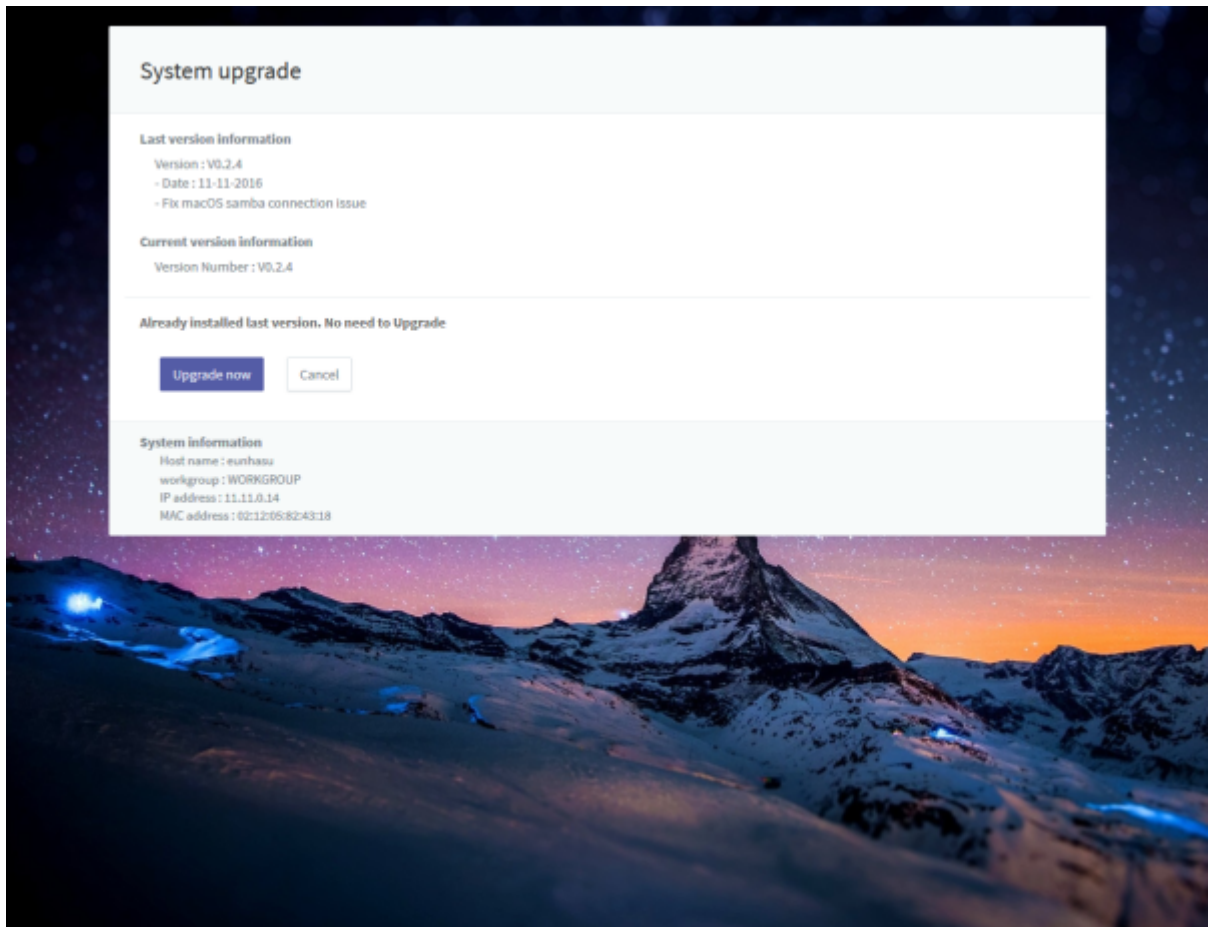
//SERVER\_NAME\_OR\_IP/SHARED\_FOLDER\_NAME

- ID: 가
- PW: 가
- Save & Use:
- Save:
- Remove:
- Automatic USB storage mount: USB , 2 USB
  - USB 가 Logitech Media Server MPD
  - USB1, USB2
- Save changes: 가






- Cancel:

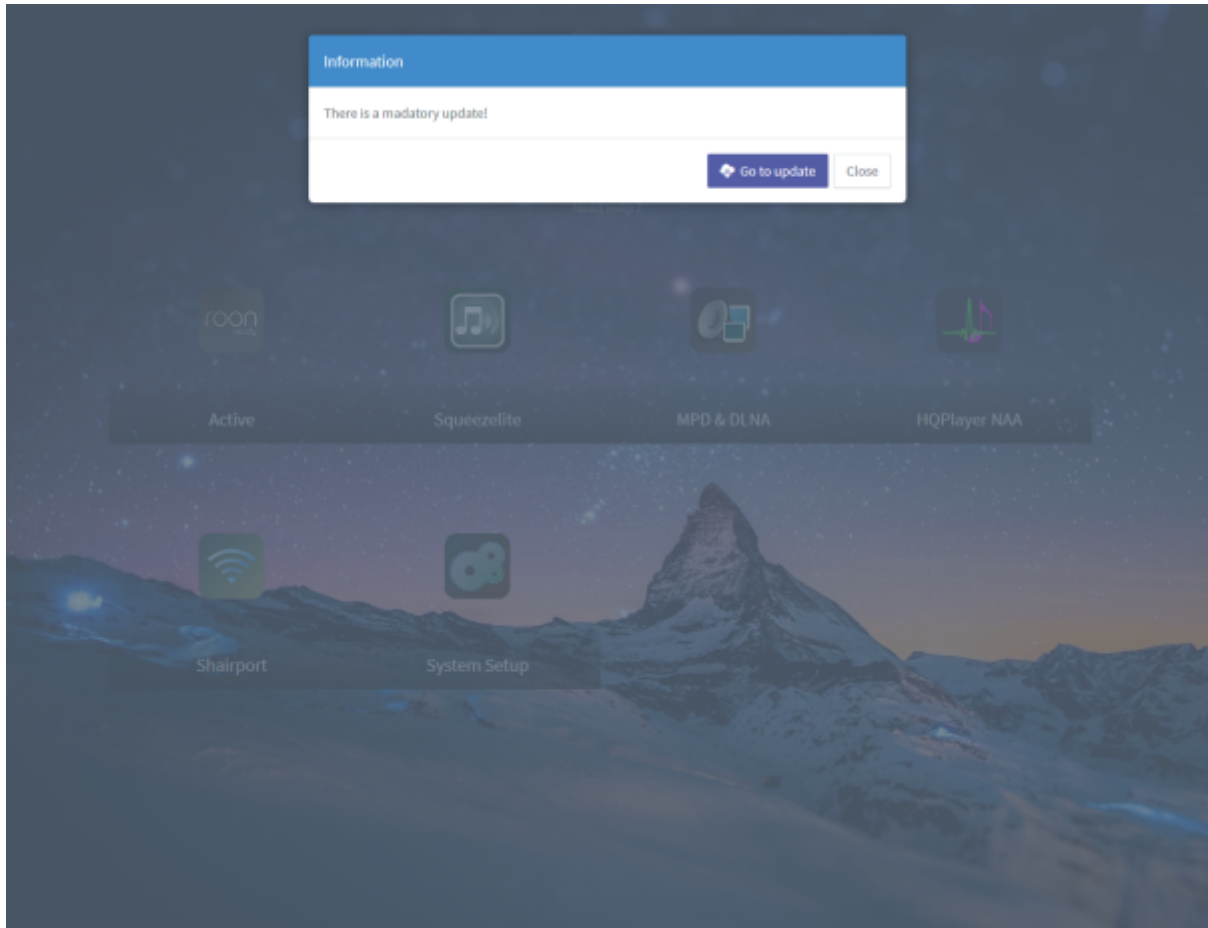


- Last version information: 가
- Current version information:
- Already installed last version. No need to Upgrade: 가  
가 가  
“Upgrade will stop all applications and take a long time”
- Upgrade now:



- Cancel:

가



## Roon Ready

Ready , Roon Ready , Roon Ready , Roon Ready . Roon



▶  
Roon Ready  
'Active'

Roon Ready  
'Roon Ready'

. Roon Ready가  
Roon Ready가



Roon Ready



Roon Ready



Roon Ready



- Audio device config: USB DAC 가 , USB DAC 가
- DSD mode: USB DAC가 DSD NONE, NATIVE, DOP, DCS,
- DSD rate: USB DAC가 DSD x64, x128, x256
- Buffer duration: 가
- Save changes : . Roon Ready가
- Cancel:

## Roon Server

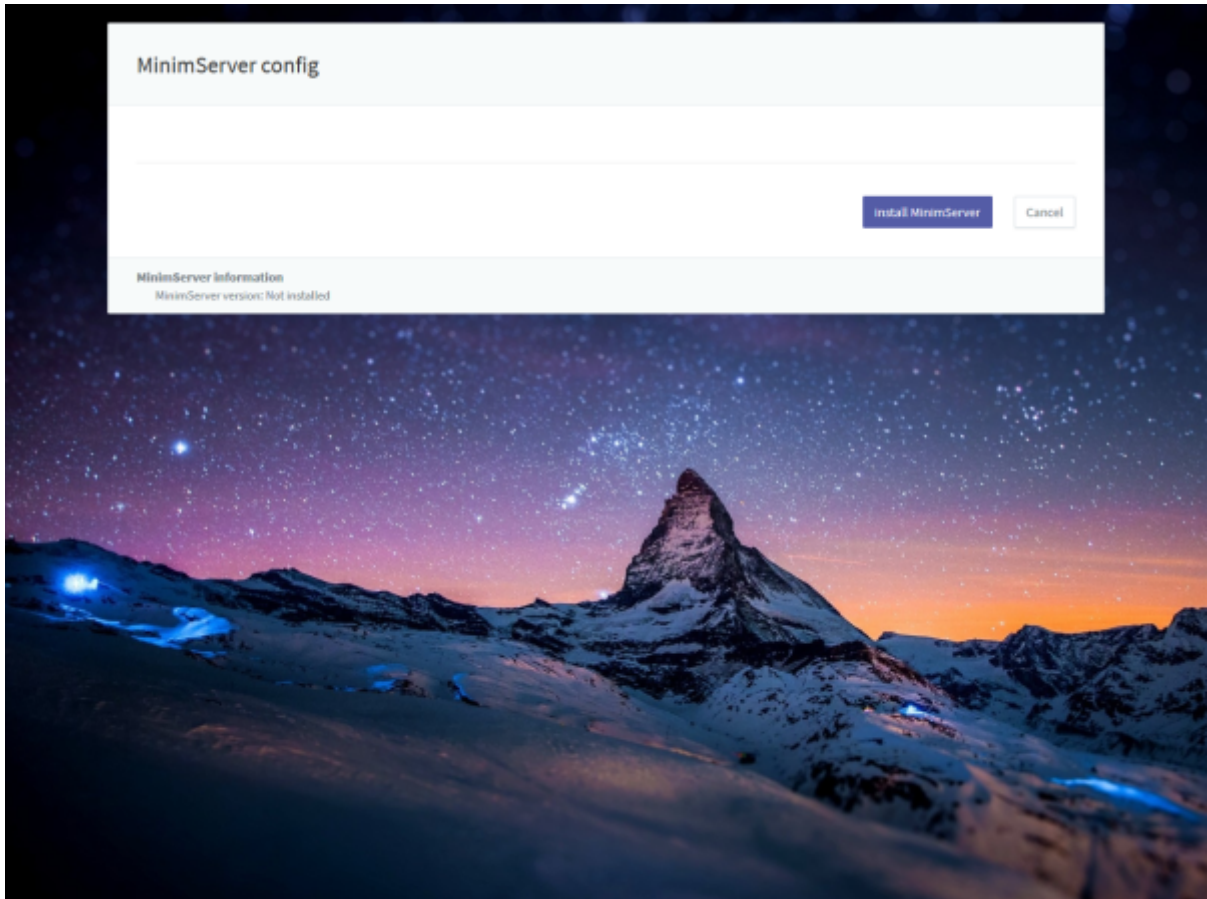
Roon Server sMS-1000 Roon Server  
 Roon Server Roon Server  
 Desktop Roon Roon Remote Roon Server , ,



- ▶ Roon Server 'Active' . Roon Server가 Roon Server가
- Roon Server .
- ↻ Roon Server .

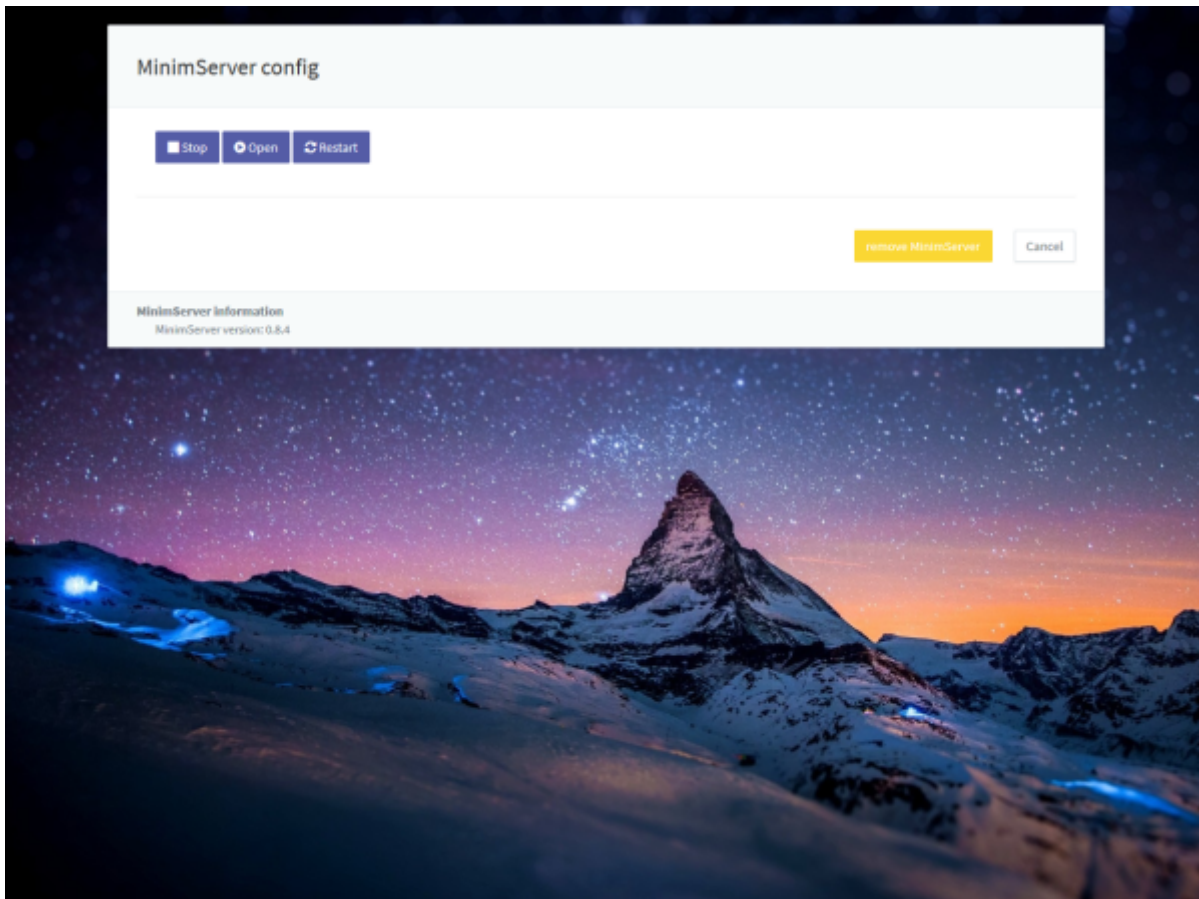
## MinimServer

- MinimServer SMS-1000 . MinimServer .
- MinimServer config .

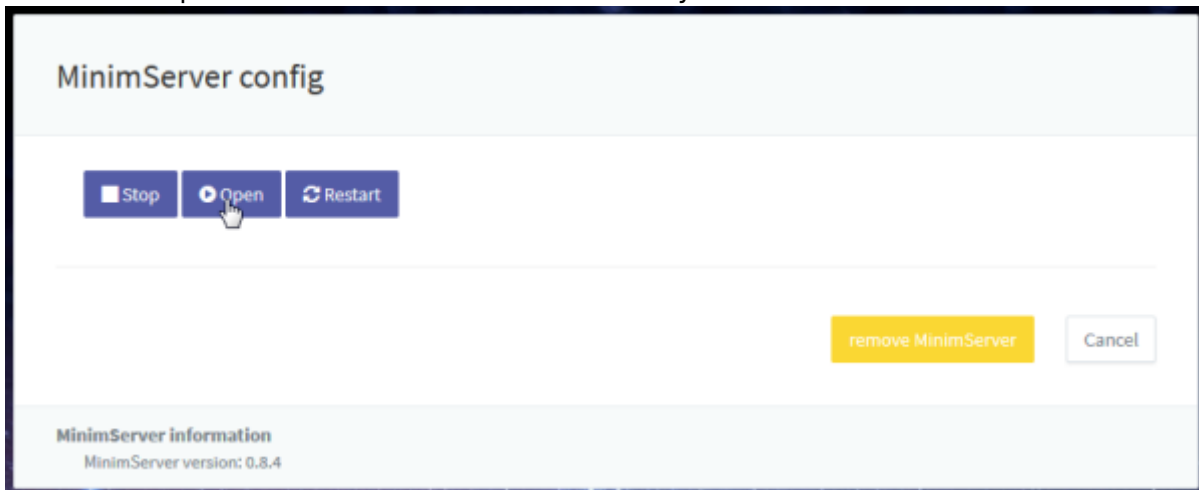


## MinimServer

MinimServer 가 MinimServer config MinimServer , , .



MinimServer 가 MinimServer Content directory . MinimServer  
Open Content directory



MinimServer Content directory

### MinimServer License

MinimServer 0.8.4, Copyright (c) 2012-2016 Simon Nash. All rights reserved.

By downloading, installing or using this software, you accept the following license conditions:

1. You may use this software free of charge for personal and domestic purposes. Subject to condition 2, you may use this software free of charge for business purposes. If you would like to make a voluntary donation to support MinimServer development, please visit the [Donate page](#).
2. You may not redistribute this software (with or without modification), and you may not sell or distribute any product containing this software (with or without modification).
3. You may not decompile, disassemble or reverse engineer this software.
4. THIS SOFTWARE IS PROVIDED BY THE COPYRIGHT HOLDERS AND CONTRIBUTORS

Please confirm your acceptance of these terms by selecting the "I accept" option below and clicking Confirm.

- I accept the MinimServer license terms
- I do not accept the MinimServer license terms

Confirm

### MinimServer Status

This page was last updated at 14:35:56 on 31 10월 2016

MinimServer 0.8.4 update 88, Copyright (c) 2012-2016 Simon Nash. All rights reserved.

Media server status for MinimServer[eunhasu]: Stopped

Refresh status

Rescan

You have no content directory (music folder) selected.


Enter the full path to your content directory in the field below and click Update.

Content directory:

Update

Reset

For more information about using MinimServer, see the [Getting started](#) page.

 Content directory  .

## SqueezeLite

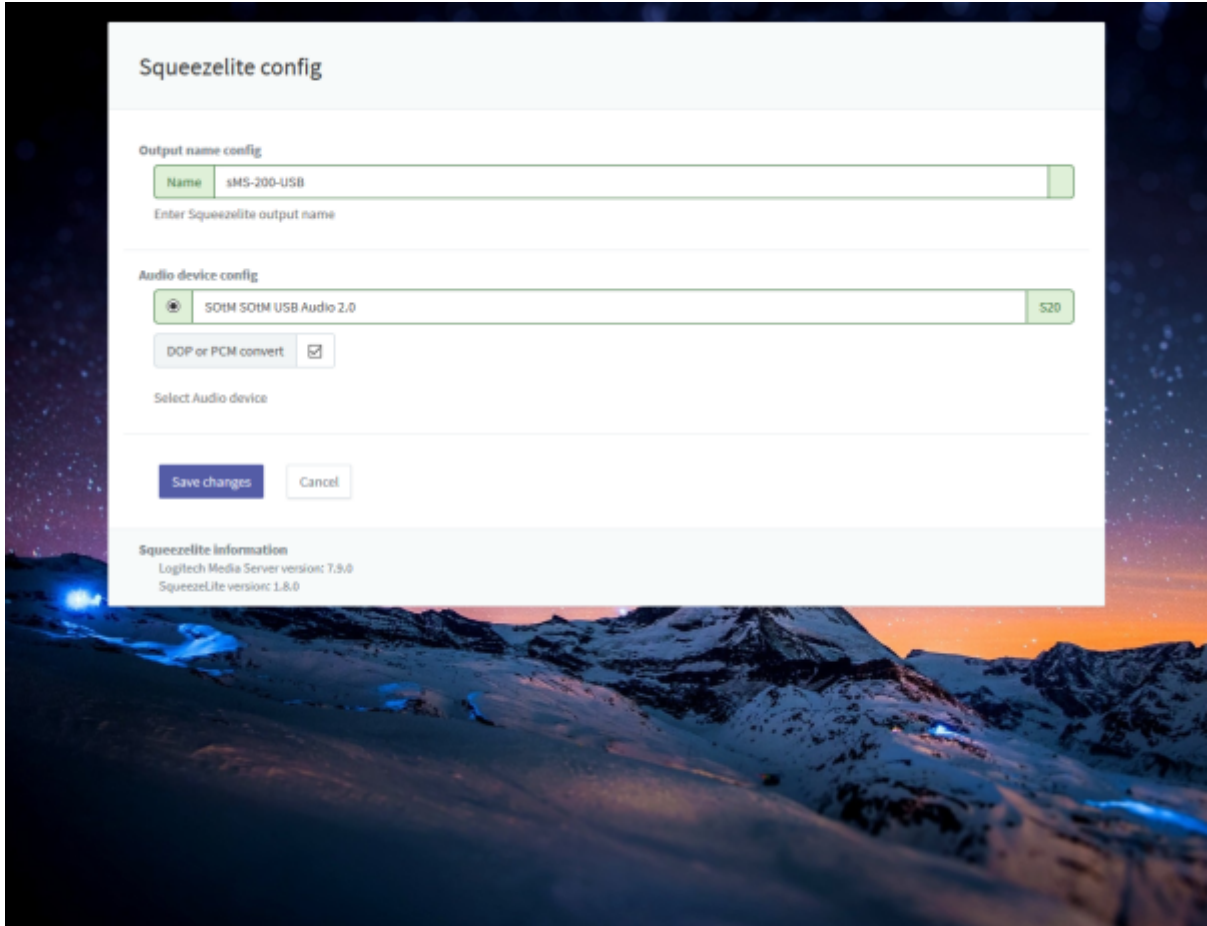
SqueezeLite

SqueezeLite

# Squeezelite , Logitech Media Server



- ▶ Squeezelite Logitech Media Server . Squeezelite가 Squeezelite 'Squeezelite' Squeezelite가 'Active' . Squeezelite Logitech Media Server
- Squeezelite Logitech Media Server
- ↻ Squeezelite Logitech Media Server
- ▶ LMS SMS-200 Logitech Media Server (Web Remote Control) Server Squeezelite . Logitech Media
- ⚙ Squeezelite



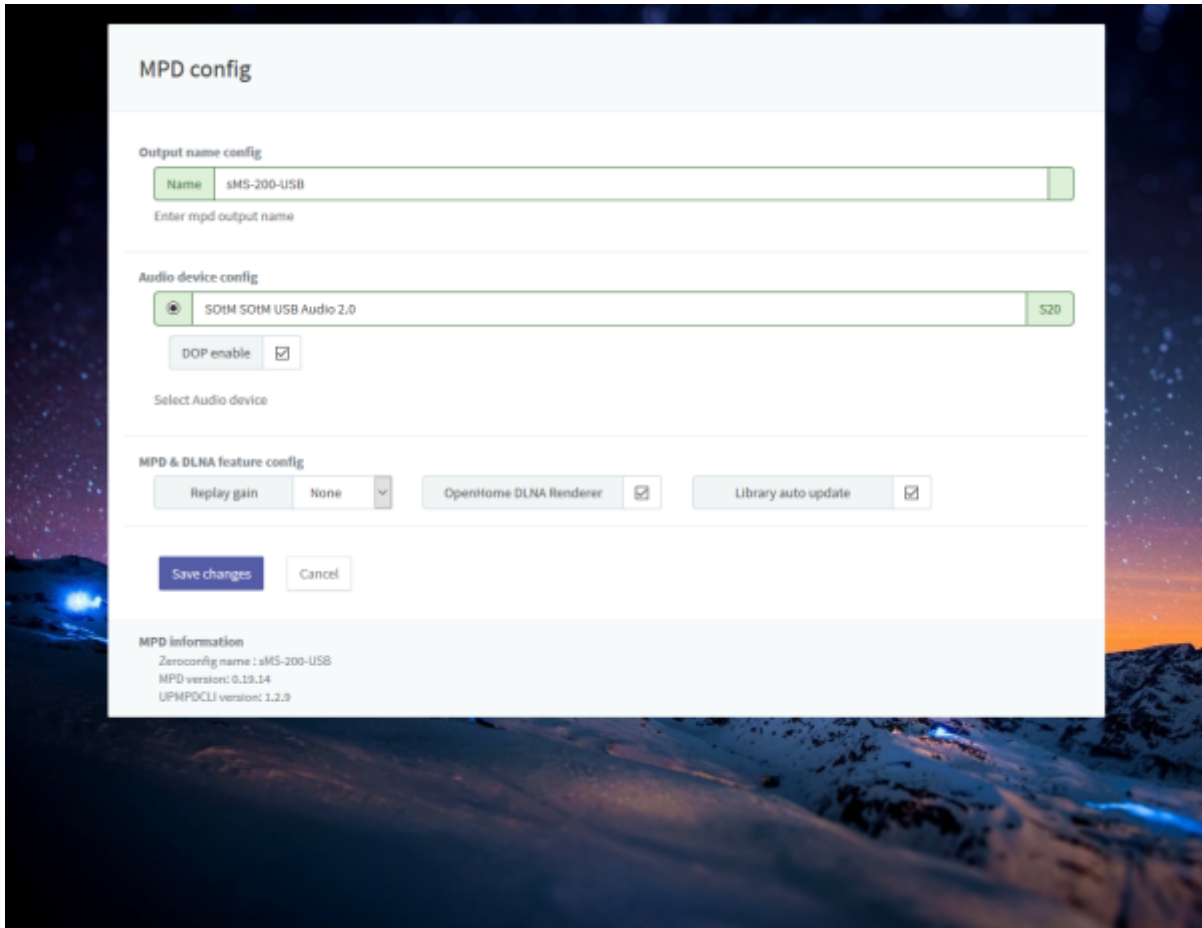
- Name: Logitech Media Server
- Audio device config: sMS-200
- DOP or PCM convert:
- Save changes:
- Cancel:

## MPD & DLNA

MPD & DLNA



- ▶ & DLNA                      MPD & DLNA                      . MPD & DLNA 가                      MPD 'Active'가
- MPD & DLNA
- ↻                                      MPD & DLNA
- ⚙                                      MPD & DLNA



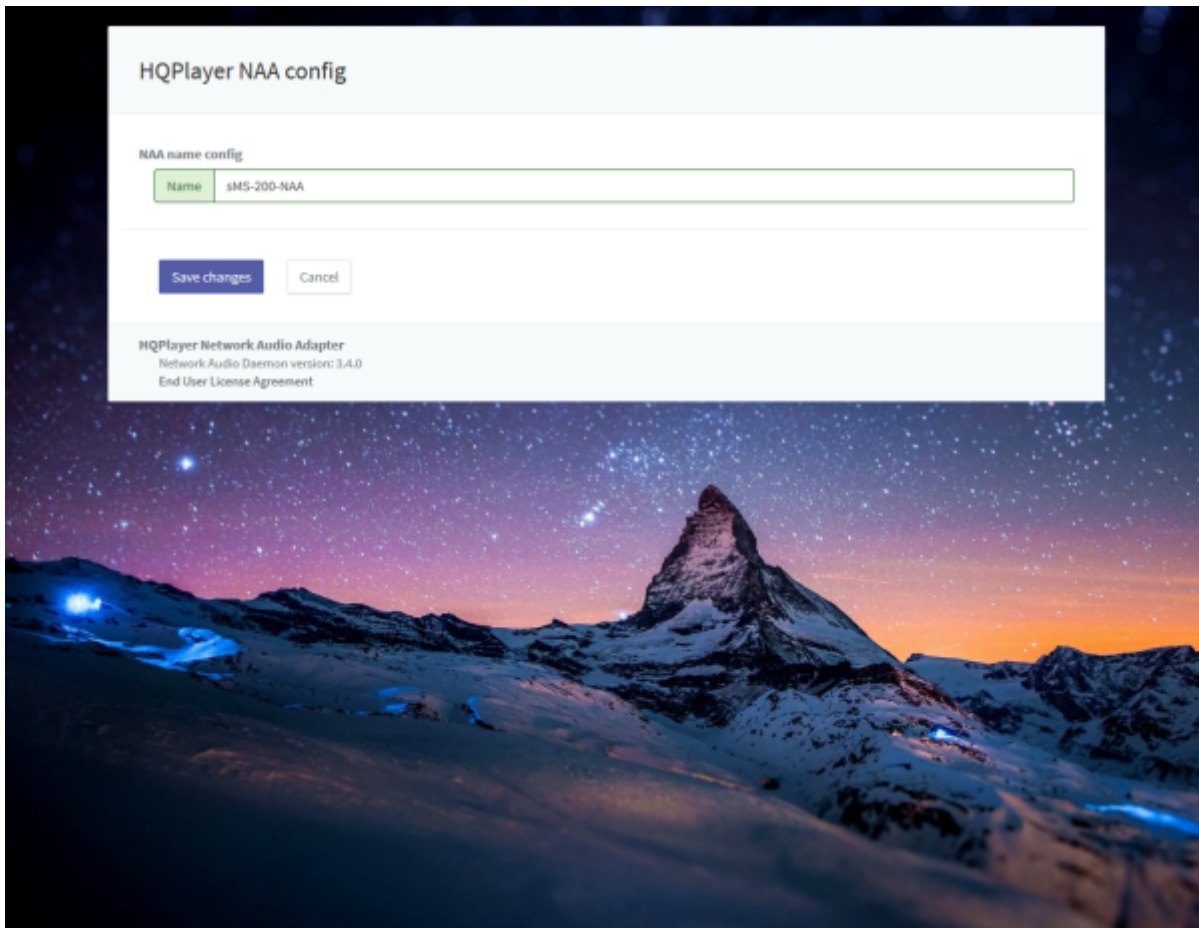
- Name: MPD (App) DLNA (App) MPD & DLNA
- Audio device config: SMS-200 USB DAC 가 USB DAC 가
- DOP enable: DSD DOP
- Replay gain: Replay gain None, Album, Track
- OpenHome DLNA Renderer: OpenHome DLNA Renderer
- Library auto update:
- Save changes: MPD & DLNA 가
- Cancel:

## HQPlayer NAA

HQPlayer NAA , , , HQPlayer NAA HQPlayer NAA



- ▶ HQPlayer NAA 'Active'가 . MPD & DLNA 'HQPlayer NAA' 가 . HQPlayer NAA 가 HQPlayer NAA 가
- HQPlayer NAA .
- ↻ HQPlayer NAA .
- ⚙ HQPlayer NAA .



- Name: HQPlayer Desktop
  - Save changes:
  - Cancel:
- HQPlayer NAA . MPD & DLNA 가

## Shairport

Shairport

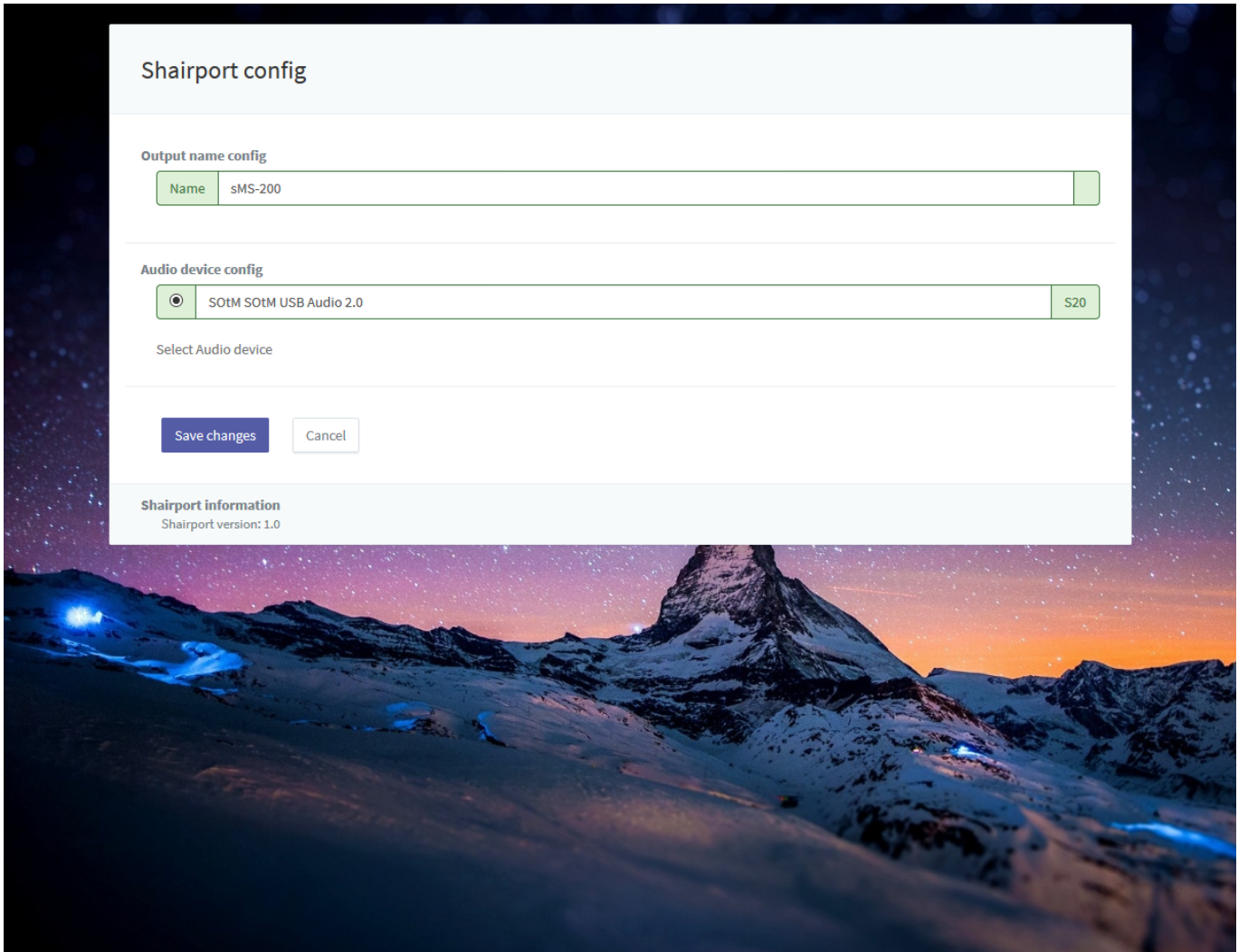
Shairport

Shairport

Shairport




- ▶ Shairport . MPD & DLNA . Shairport 가 'Shairport' 가 . Shairport 가 'Active'가
- Shairport
- ↻ Shairport
- ⚙ Shairport



- Name: Apple’s iDevice
  - Audio device config: SMS-200
  - Save changes:
  - Cancel:
- Shairport  
USB DAC  
가  
USB DAC  
가  
'Save changes'  
MPD & DLNA 가

- 2TB
- USB audio 1
- IPv4
- 4TB x 1
- 2TB



Last update: 2016/11/22 20:39 ko:eunhasu\_operation\_instructions [https://www.wiki.sotm-audio.com/doku.php?id=ko:eunhasu\\_operation\\_instructions&rev=1479865147](https://www.wiki.sotm-audio.com/doku.php?id=ko:eunhasu_operation_instructions&rev=1479865147)

---

From: <https://www.wiki.sotm-audio.com/> - **SOTM docs**

Permanent link: [https://www.wiki.sotm-audio.com/doku.php?id=ko:eunhasu\\_operation\\_instructions&rev=1479865147](https://www.wiki.sotm-audio.com/doku.php?id=ko:eunhasu_operation_instructions&rev=1479865147)

Last update: **2016/11/22 20:39**

